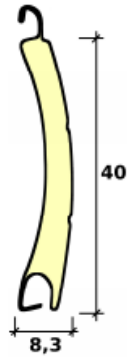
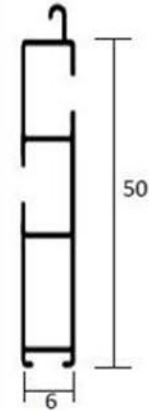


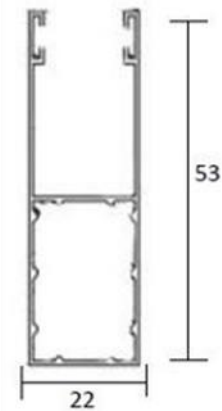
ALUMINIO C40 PLUS



LAMA C40 Plus



TERMINAL 50




GUIA H25 (CASICAS)

PROPIEDADES

Peso aproximado de	2.525	3.055 gr/m ²
Ancho máximo aconsejado	230 cm	
Alto máximo aconsejado	300 cm	

CLASE SEGÚN ANCHURA



CAJON	MEDIDA	EJE 40	EJE 60
PVC	310	640	610
	270	600	570
PVC+ TAPAS DE EXTRUSION	223	480	460
	200	355	340
	185	275	270
	155	200	180
PLUS MAX	220	480	460
	200	355	340
	185	275	270
	150	200	180
ALUMINIO	250	550	430
	205	440	415
	180	330	310
	165	265	248
TERMOBOX	137	165	160
	245	520	500
	223	480	460
	200	355	340
EXTRUSION	185	275	270
	155	200	180
	155	200	180